



**Gustafson Photo Safari**



# Gustafson Photo Safari

---

## ABOUT YOUR LEADER

Todd Gustafson grew up in Tanzania and has been leading photographic safaris for 20 years.

Chicago's Lincoln Park Zoo, Smithsonian, and Discovery Channel use Todd's images, as does Nikon Corporation for their branding materials. National Geographic use Todd's photographs in various publications and Todd has appeared in two NatGeo TV episodes as an expert in the field discussing the Great Migration.

Todd's award-winning photographic skills, understanding of animal and bird behavior, and his partnerships with knowledgeable local contacts have put his tours in great demand.

With Todd's expert photo instruction you can expand your photographic vision using tried and true techniques as well as new and inventive styles. Develop your skills in the field, comfortable in the knowledge that you and your camera will be in the best and safest position for photographic success.

## MISSION STATEMENT

As a participant on a Gustafson Photo Safari, you will be joining a high-end photographic tour with the intent of seeing and photographing some of Earth's greatest natural wonders.

The best photo instructional guides will escort you through incredible places for wildlife viewing and photography. Your comfort, safety, and photographic success are top priority. The entire experience will be geared toward photographic and naturalist education.







## The Gustafson Photo Safari Difference

---

### BEFORE THE SAFARI

The Gustafson Photo Safari staff will be in contact with instructional materials before the safari. Pre-trip consultation will include outfitting with the right photo equipment and digital support for your chosen camera system. Your materials, written by Todd Gustafson, are designed to give you information to maximize your photographic potential, resulting a more relaxing and enjoyable trip.

### ON SAFARI

Each day starts early. We will occasionally return to our accommodations for breakfast if we

are working nearby. Late morning is spent improving photo technique and artistic vision. With digital technology we can see and analyze the results of the morning game drive. With photo instruction available on the spot your rate of improvement is greatly enhanced. After lunch, there is time to relax with a good book or continue photographing on the grounds. The afternoon usually starts around 4 p.m. and continues to sunset. Then we return for a hot shower and a cold drink, with many stories to share about the day's activities.

### OUR GUIDES

Our guides are experts at getting you in the right place at the right time. We match guides and clients for the duration of the trip so the guide learns his clients' favorite subjects. The guide will also know what the clients have already seen and photographed, allowing for a more seamless and varied experience. The photo instructors will give each client personal photo instruction time on a rotating basis.

### THE LODGES

We stay at the best accommodations available at the locations we photograph. While not all are five-star facilities, we carefully choose them for an

ideal blend of setting, amenities, and wildlife access. All hotels and lodges have electricity for recharging computers and camera batteries, laundry service, and friendly staff. Your accommodations are situated in some of the most beautiful landscapes on earth and built with comfort in mind.

### OUR SEAMLESS ITINERARIES

Some photo tours remain in one location and shoot there for the for the entire tour with the misguided belief that this yields more productive photographic results. The truth is that shooting through the day usually yields photos of animals lit by harsh, overhead sun. Others try to



include every location on the map, cutting into valuable photography time with excess travel. Our difference is that we offer a perfect blend of variety and stability. We are in the best photo destinations for the right number of days. When we change locations, we travel at midday during the least favorable light for photography.

### PHILOSOPHY OF BALANCE

Gustafson Photo Safari believes that balancing photography with rest time leads to more satisfying results overall. There is more to a photo safari than just taking pictures — seeing new habitats and species adds incredible depth to a portfolio. Plus, we remember that this is also a vacation.

### FLEXIBILITY

We offer the experience and flexibility to adjust the tour itinerary and enhance the safari. These changes are the sole prerogative of the Gustafson Photo Safari tour leader.

### PERSONALIZED PHOTO CRITIQUE

In addition, we offer opportunities for private online photo critique to Members Only Safari Club participants. Send us pictures from your safari, and the photo experts who guided you on your tour will give you detailed insight on how to improve your photography. Remember, one of the primary goals of this adventure is to improve as a photographer. This service is offered up to six months after the safari.

### WHAT SETS GUSTAFSON PHOTO SAFARI APART?

- Pre-trip consultation and camera equipment advice
- Award-winning photographers as your guides
- Seamless itineraries, visiting the right locations at the best times of year
- Hands-on photo instruction in the field
- Specially designed photography vehicles
- Preparatory materials
- Post-safari photo instructional critiques





# Brazil

## The Jaguars of the Pantanal

### TO THE ENDS OF THE EARTH

Dirt roads cut through marshes and meadows where Pantanal caiman, flocks of storks, herons, and limpkins feed while hawks ride thermals searching for prey. Our ranch, which has been converted to a base of operations for photo excursions, is located in the middle of all the action. The surrounding habitats include meadows, ponds, and forest. There is also a river-like oxbow lake where we use boats to get close to storks, herons, caiman,

and bitterns, and even do flight photography of hawks fishing for piranhas in the shallows.

### ON THE WATER

A drive brings us to the Cuiaba River where we meet our transport boats. From there it's upriver to our base for jaguar photography, a live-aboard houseboat where we move into our air-conditioned rooms and prepare for our first jaguar hunt. The houseboat is supplied with small jaguar boats that seat three photographers. The boatmen


guide us through the jungle-shrouded waterways that are home to a huge variety of birds and wildlife. We can get close to four species of kingfishers, huge Jabiru Storks, Black-collared Hawks, and Tiger Herons to name a few. Big families of giant otters fish in the rivers and are a joy to photograph along with Brazilian tapirs, giant anteaters, and the main event — jaguars!

### JAGUAR SPOTTING

The huge Pantanal jaguars hunt, drink, play, and rest in the narrow band of shady forest that lines the rivers. It is an amazing sight to see a 350-pound jaguar hunt along the river bank at eye level from the safety of the boats.

### FAVORITE JAGUAR SIGHTING

Our first sighting on one tour was a female jaguar resting in the shade near a quiet pool. We had a lovely half hour of photography before she stood up and stretched. At that moment her two cubs came out of hiding, stretched, and came to the pool for a drink. They stayed for three glorious hours!





# Costa Rica

## Natural Wonders in Paradise


### THE RICH COAST

Rainforest, open savannah, jungle rivers, cloud forest, waterfalls... Costa Rica has all this and much more! Gustafson Photo Safari takes you to locations with rich habitats that are home to a wide variety of dramatic wildlife in great situations for photography.

### WILD RAINFOREST

Search the rainforest for colorful bird species such as Blue-crowned Motmots, Red-lore Parrots, Keel-billed and Chestnut-mandibled Toucans, Emerald

Toucanets, and Crested Owls. Tamandua (a small, tree climbing anteater), peccary, white bats, and sloths are among the many animals that live in the rainforest. Forest rivers support spectacled caiman, iguanas, turtles, and colorful basilisk lizards. The main



attractions of the cloud forest are Resplendent Quetzals and various species of hummingbirds.


### PHOTOGRAPHER'S PLAYGROUND

Costa Rica is a perfect place to practice your macro photography! There are so many interesting insects (leaf-cutter ants, praying mantis, and butterflies) that a macro lens and flash are a must! Searching the forest floor will yield poison dart frogs, toads, and colorful millipedes, while looking under leaves is a good way to spot Red-eyed Tree Frogs.



### FAVORITE RAINFOREST MOMENT

While walking in the rainforest we spotted a two-month-old sloth high in the branches of a forest clearing. As we watched and photographed he searched for tender cecropia leaves to eat. He continually turned his head to see what we were doing and in the end his curiosity got the better of him and he climbed down for an eye level view, ending up hanging upside down a few feet from us!







# India

## Quest for the Tiger

### LAND OF MANY WONDERS

India is a rewarding photo destination that offers temples and monuments, including the Taj Mahal, amazing birdlife, and huge national parks dedicated to preserving the habitat of one of the world's most dramatic creatures, the Bengal tiger.

### FINDING THE TIGER

The legendary tigers of India are the cornerstone for any wildlife photo shoot on the Subcontinent. We visit the best

tiger parks at the best time of year to maximize our chances of photographing these powerful predators. As the hot summer approaches, water sources dry up and tigers have fewer places to drink and bathe, offering photographers a higher concentration of cats around the remaining water.



### INDIA'S SPECTACULAR WILDLIFE

As exciting as tigers are, there are many more subjects to see in the forest. Dramatic bird

species frequent the branches, brush, and ponds of the tigers' habitat including Painted Stork, Indian Roller, Serpent Eagle, White-throated Kingfisher, and the spectacular Indian Peafowl. Common mammals include spotted deer, sambar, swamp deer, wild hunting dogs, gaur, and even leopards. There are also barking deer, hog deer, wild Indian elephants, sloth bears and one-horned rhinos!

### FAVORITE TIGER SIGHTING

Riding on the back of an Indian elephant, we found two magnificent tigers relaxing in forest shade on low tree branches. We circled the tree and got great views for photos. We have seen as many as 24 tigers during a tiger safari.





# Madagascar

## The Eighth Continent

### LEMURS, LEMURS, AND MORE LEMURS

Madagascar is an intriguing destination on many levels, but for us it is the gateway to photo subjects found nowhere else on the planet. When we enter the varied habitats of Madagascar's national parks, we are entering the kingdom of the lemurs. This is the only place where you can find dozens of indigenous species of lemurs and on GPS tours we have photographed at least 22 of them!

### A KALEIDOSCOPE OF CHAMELEONS


Another main attraction is the 75 species of chameleon. They are found in all of Madagascar's habitats, from rainforest to dry forest, gallery forest to spiny forest (where the trees look like cactus), and even in arid desert environments. They come in all sizes and colors from the tiny Brookesia to the huge Parson's and Oustalet's chameleons.

### TINY TREASURES

There are few places that rival Madagascar for macro photography. A walk through the rainforest can offer strange insects, millipedes, chameleons, boas, butterflies, frogs, snails, and carnivorous plants. The list is endless!

### FAVORITE RAINFOREST EXPERIENCE

We were hiking in the forest of the Palmarium Peninsula searching for Black Indri Indri Lemurs. Our guide was calling to them as we walked. There was a lot to photograph along the way but then the Indri Indri started making calls of their own. The haunting, high-pitched, siren-like sound penetrated the forest and drew us in deeper until we were in a small glade. Three Indri Indri came out of the trees and perched at eye-level only three feet away!







# Namibia

## Wild Namibia

If you haven't been to Namibia, forget anything you thought about photographing there! The sand dunes of Sossusvlei are bigger and redder, the air is clearer, and the sky is bluer than you thought. The country is more picturesque, and the animals of Etosha are more numerous and beautiful than you could ever begin to imagine!

### OTHERWORLDLY BEAUTY

Namibia has a perfect blend of scenic beauty, interesting and

photogenic culture, and varied wildlife. The scenery of Namibia includes the giant red sand dunes of Sossusvlei, the stark beauty of the Skeleton Coast, the otherworldly Quiver Tree Forest, and the dramatic landscapes of Damaraland.

### BIG GAME PHOTOGRAPHY

Etosha is a spectacular game park for photography! There are diverse species to photograph and most of them differ from their East African cousins. Here

we have black-faced impala, blue wildebeest, southern giraffe, red hartebeest, Damara dik-dik and springbok as well as black rhinos, elephants, zebras, lions, cheetahs, leopards, and huge numbers of greater kudu!

### CULTURALLY RICH


Heading the list of culturally interesting subjects are the Himba and Herero tribes, clad in their traditional clothing. In 19th century German towns like Swakopmund you'll see the strange combination of Bavarian Alps meets the desert, and there are excellent places to view 1,000-year-old bushman rock etchings.



### TWO FAVORITE EXPERIENCES

One of the most relaxing and rewarding experiences was sitting by a waterhole and watching all the animals, including a huge male greater kudu, coming down to drink in perfect golden light!

The giant red sand dunes of Sossusvlei are amazing enough when seen from the ground, but an early morning balloon ride provides an unparalleled view of the ancient dunes.





# Rwanda

## Quest for the Mountain Gorillas

### THE QUEST

Gorilla tracking is an event dreamed of by many nature photographers and realized by few. Trekking through the virgin jungle at Parc National des Volcans, one enters the mountain gorillas' world to watch as they perform their daily routine. Each photographer allows others their space and an equal chance for photographic success.

### A SERENE EXPERIENCE

No one anticipates the feeling of tranquility associated with

such close contact with this rare primate. The lure of the primeval forest habitat coupled with photographing this endangered animal of legend makes this safari a worthwhile challenge.



### WELL WORTH THE EFFORT

The obstacles are many, including getting yourself and your photo equipment there and in working order, trekking an unknown distance through daunting terrain, and finally pointing the camera in the right direction

and pushing the button at the right time. What you might not factor in is the slight rise in body temperature (due to the excitement of being so close to a 550-pound silverback) combined with the humid jungle air, causing your glasses to fog over completely.

### FAVORITE TREKKING EXPERIENCE

One hike through the hills approaching the Buffalo Wall ended abruptly because 21 gorillas climbed over the wall, surrounded us, and gave us a full hour of electrifying eye-to-eye photography!







# Tanzania

## Pursuit of the Great Migration

In February and March, an estimated three million wildebeest and zebra invade Tanzania to give birth following the short rains.

### SERENGETI

Serengeti has a magnificent variety of animals and habitats. It is the best place on our trip to photograph leopards. The wildlife-rich Serengeti ecosystem is one of the most amazing wildlife spectacles on earth. For generations it has offered exhilarating photographic and wildlife watching opportunities.

### BIRDS AND BIG GAME

We will spend time at Lake Manyara with its teeming avifauna and big game animals. There are leopards, elephants, Maasai giraffes, hippos and wildebeest, as well as a park specialty, tree-climbing lions.

### AUTHENTIC BUSH LODGING

We will also stay at the beautiful bush lodge in Ndutu as our base of operations for viewing and photographing the migration.


There are resident prides of lion at the lodge and it is the center for a worldwide cheetah studies program. The lodge is located near a string of lakes and marshes that wind through Olduvai Gorge.

### NGORONGORO CRATER

One of the natural wonders of the world, Ngorongoro Crater is a sunken caldera with the world's largest intact volcanic rim. Our lodge is located on the rim at 8,000 feet above sea level. We will descend to the crater floor (at 7,000 feet) for unbelievable game viewing and photography. In the Crater are forests, plains, hills, rivers, and lakes, all of which are home to elephants, buffalo, zebras, lions, cheetahs, leopards, flamingos, and many more exotic species.

### FAVORITE SAFARI MOMENT

A mother leopard carried a kill into the tree with her month-old cubs. The cubs descended to play just as a huge hyena wandered by. The hyena would certainly have killed them if she had found them. The leopard was frantic, jumping from branch to branch watching the hyena sniff



for the cubs. She climbed to the kill, lifted it off the branch, and dropped it in front of the hyena. When she carried off the kill the cubs scrambled up the tree!

# Packing List

## CLOTHING

- ❑ Comfortable, supportive ankle high hiking boots
- ❑ Vest
- ❑ Hat
- ❑ (7) Socks
- ❑ (7) Underwear
- ❑ Warm shirt
- ❑ (4) light shirts
- ❑ (2) Thermo shirts
- ❑ (2) Shorts
- ❑ (2) Long pants
- ❑ Rain jacket

## PERSONAL ITEMS

- ❑ Airline tickets
- ❑ Passport
- ❑ Visa/departure tax money if applicable
- ❑ Tip money, \$25 per person, per day for your guide and staff tips
- ❑ \$400 extra
- ❑ Toiletries: razor, brush, toothpaste, toothbrush, deodorant, shampoo, soap

- ❑ Clock, (1) AAA
- ❑ Headphones
- ❑ MP3 player and charger
- ❑ Sunglasses
- ❑ Ear plugs
- ❑ Lip balm
- ❑ Pillow
- ❑ Tablet or a book
- ❑ Journal and pens
- ❑ First aid kit
- ❑ Bug spray
- ❑ Sun screen
- ❑ Flashlight, batteries

## WEIGHT RESTRICTIONS

You are allowed two under plane cases (50 lbs. each) and one carry-on bag (22 lbs.).

Please check with your airline for specific guidelines and luggage requirements.

## EQUIPMENT

- ❑ (2) D4 camera, charger
- ❑ (2) 16GB CF cards and readers
- ❑ (2) 16GB QXD cards and reader
- ❑ (2) Hyperdrive digital storage units and charger
- ❑ Laptop, power cord, extra battery, mouse and link
- ❑ AA rechargeable batteries (8)
- ❑ AAA rechargeable batteries (8)
- ❑ AA/AAA battery charger 110-220 volts
- ❑ Calumet PowerBlock for flash, cord and charger
- ❑ Off-camera flash cord
- ❑ (2) Better beamers
- ❑ SB800X flash, (4) AA
- ❑ Flash arm
- ❑ Wimberly tripod head
- ❑ 600 mm
- ❑ 10.5 fisheye
- ❑ 200-400 mm
- ❑ 105 mm macro
- ❑ 17-35 mm
- ❑ 28-300 mm
- ❑ (2) 1.7 teleconverters
- ❑ Todd-pod
- ❑ Video camera, SD cards, charger, extra battery, mount
- ❑ Camera cleaning kit: lens pen, micro cloth, micro tools
- ❑ U.S. power strip
- ❑ R1-C1 flash
- ❑ 123A batteries for R1-C1 macro flash (15)
- ❑ Gitzo tripod
- ❑ PLAMP
- ❑ 2 garbage bags for rain protection of camera gear (I'll bring lens covers if we get caught in the rain and still want to shoot.)
- ❑ Umbrella and tripod clamp



# Safari Must-Haves

## Todd Gustafson Photo Safari Rolling Camera Case by Pelican


Designed in conjunction with photo safari leader Todd Gustafson, this rolling camera case by Pelican is a chocolate brown with tan leather trim.

The case is the maximum allowable size for international airline carry-on regulations. It has a removable laptop shoulder bag which can carry a laptop with a screen up to 17", cords, chargers, and other personal items in the many pockets. When it's time to board the plane, the laptop bag is unzipped from the rolling case, and goes under the seat while the roller goes overhead.

### FEATURES

- Outer shell made from polyester 4x4 canvas with reinforced high-wear areas.
- Interior of the case has removable foam, a 210 denier coated nylon lining and a removable divider tray.
- Removable storm cover protects the case from the elements.

- Attached top front pocket for accessories.
- Tripod holding straps with quick release buckles on the side of the case.
- Padded top handle, padded side handle, a recessed telescoping tow handle and wheels.



\$319.<sup>75</sup>  
+ shipping

## Todd-Pod Safari Roof Hatch Big Lens Support

The Todd-Pod is a T-mount that allows a Wimberley tripod head to be used with big lenses from the roof of a safari vehicle. The Todd-Pod allows smooth panning to capture the peak of action and to easily change camera position. Designed for hours of safari photography without the hunched posture or back and leg strain associated with shooting off of a bean bag, this added shooting comfort will keep the photographer fresher both mentally and physically and will allow more energy to go into making beautiful images.



\$220.<sup>00</sup>  
+ shipping

*Available only from Gustafson Photo Safari*

## A Photographer's Guide to the Safari Experience



By Todd Gustafson

Simply the best resource for safari photography, *A Photographer's Guide to the Safari Experience* draws on decades of safari travel and photography to share insights, tips, and practical knowledge that will enhance your trip of a lifetime. Filled with gorgeous images, this is an absolute must-have book for anyone planning a trip to Africa.



\$29.<sup>00</sup>  
+ shipping









# GPS

*Specializing in expert-guided  
photographic tours and safaris  
to Africa, South America, North  
America, and other nature  
photography locations worldwide.*

847-298-8351  
[gustafsonphotosafari.net](http://gustafsonphotosafari.net)



**HOLBROOK**  
TRAVEL

*Holbrook Travel was founded on  
the mission of establishing a true  
connection between our travelers  
and the nature and people of our  
destinations.*

800-451-7111  
[holbrooktravel.com](http://holbrooktravel.com)